











The Ultimate PowerPoint Checklist

-  Know and use Master Pages
-  Use a navigational aid
-  Use the correct brand colours
-  Check the fonts
-  Keep charts simple
-  Choose images carefully
-  Utilise section breaks
-  Limit animation (if any)
-  Ensure everything is consistent
-  Consider professional assistance

Full document: www.theotherdimension.com/the-ultimate-powerpoint-checklist

